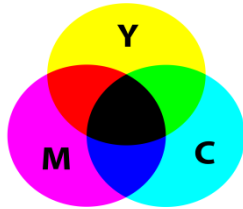


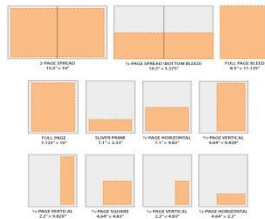
### Resolution

We adjust the size and resolution of your final artwork as per journal instructions. Resolution is typically defined in 'dpi'(dots per inch) or 'ppi'(pixels per inch).



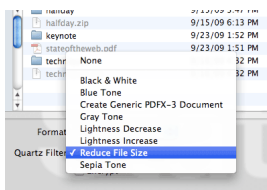
### Color

Some journals want artwork supplied in commercial CMKY format, others may ask for it in digitally compatible RGB format. A few may request it in B&W. We are able to adjust the color tone depending on requirements.



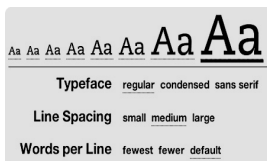
### Image size

We adjust your image size in line with journal specifications. Typically the width of an image must fit in one or two column row(s). We can also prepare artwork in actual print size to avoid dimensional variation, if requested.



### File size

Some journals put restrictions on the size of an artwork file (e.g. it must be less than 10MB). To cater to this, we can adjust your file size to fit the required specifications.



### Text and font

We check your font type and size to ensure it meets journal requirements (most prefer 'Helvetica' or 'Arial' and a minimum of 8pt). In order to edit the font inside images, files must be supplied in editable .doc, .xls or .ppt format.




### Multi-panel image

We check the style consistency of numbers, letters and symbols used in a multi-panel image.



### File format

Many journals only accept certain file formats. We can prepare artwork in line with these requirements for example, converting a PPT into a TIFF.



### Line weight and type

We adjust the weight and style of graph lines, error bars and artwork outlines to help them stand out when published. We also ensure all lines are above the requested journal line weight.